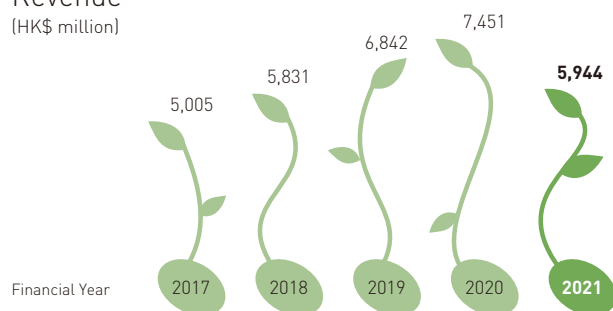


Statement of Profit or Loss Highlights

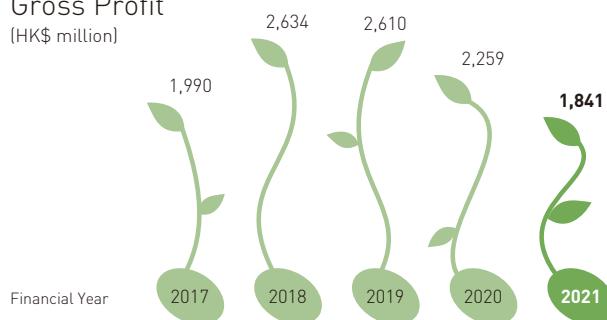
HK\$ million, unless otherwise stated

	2017	For the financial year ended 31 March					
		2018	2019	2020	2021		CAGR
Revenue	5,005	5,831	6,842	7,451	5,944		4.4%
Gross Profit	1,990	2,634	2,610	2,259	1,841		-1.9%
Net profit attributable to Shareholders	1,118	1,567	1,714	366	543		-16.5%
Adjusted cash profit ⁽¹⁾	1,157	1,649	1,457	842	722		-11.1%
Adjusted cash profit ⁽¹⁾ margin (%)	23.1	28.3	21.3	11.3	12.1		n/a
Total dividend (HK cents)	18.5	22.0	22.0	19.0	19.0		0.7%

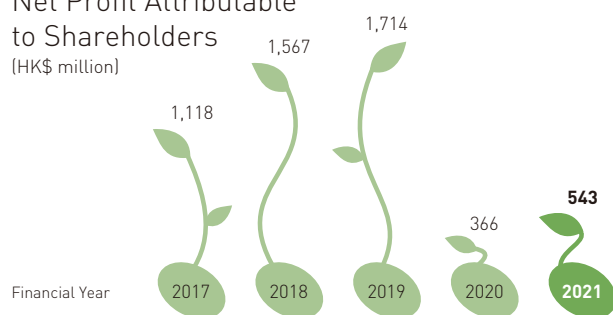
Revenue
(HK\$ million)



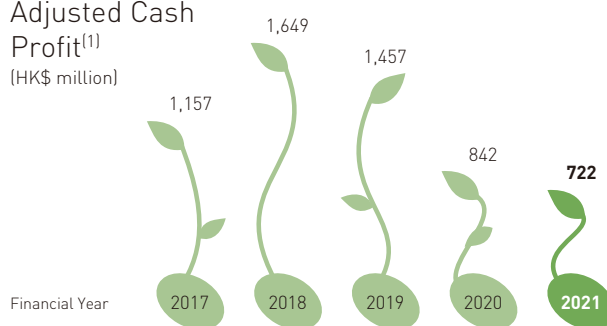
Gross Profit
(HK\$ million)



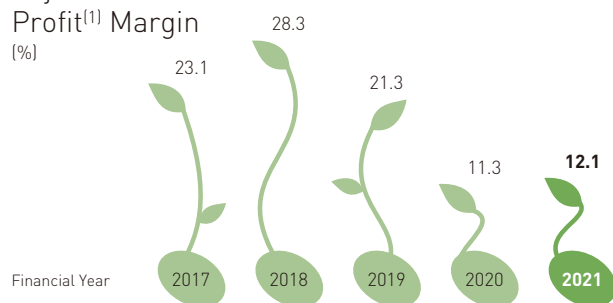
Net Profit Attributable
to Shareholders
(HK\$ million)



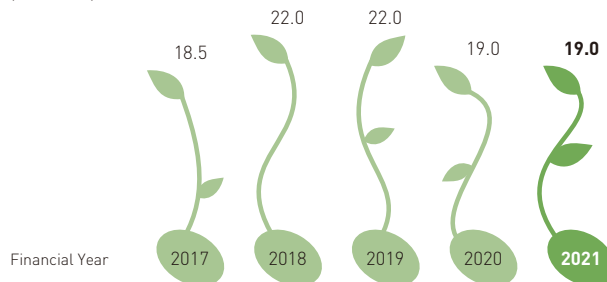
Adjusted Cash
Profit⁽¹⁾
(HK\$ million)



Adjusted Cash
Profit⁽¹⁾ Margin
(%)



Total Dividend
(HK cents)



Note:

(1) Adjusted cash profit is calculated by adjusting for fair value changes in investment properties and by adding depreciation and amortisation charges to net profit attributable to shareholders. The amounts are adjusted for minority interests.