

STATEMENT OF PROFIT OR LOSS HIGHLIGHTS

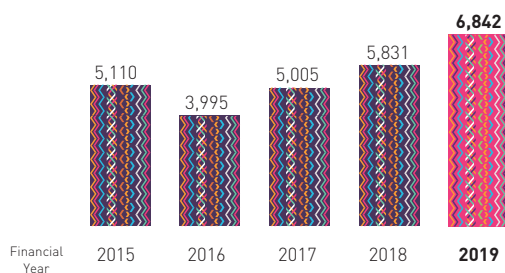
HK\$ million, unless otherwise stated

	2015	For the financial year ended 31 March				CAGR
	2015	2016	2017	2018	2019	
Revenue	5,110	3,995	5,005	5,831	6,842	7.6%
Gross Profit	1,946	1,706	1,990	2,634	2,610	7.6%
Net profit attributable to shareholders	957	734	1,118	1,567	1,714	15.7%
Adjusted cash profit ⁽¹⁾	836	853	1,157	1,649	1,457	14.9%
Adjusted cash profit ⁽¹⁾ margin (%)	16.4	21.4	23.1	28.3	21.3	n/a
Total dividend (HK cents)	16.0	16.0	18.5	22.0	22.0	8.3%

Revenue

(HK\$ million)

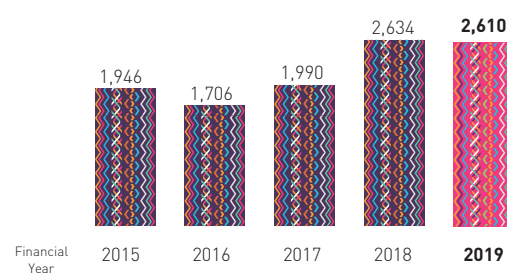
7.6% CAGR



Gross profit

(HK\$ million)

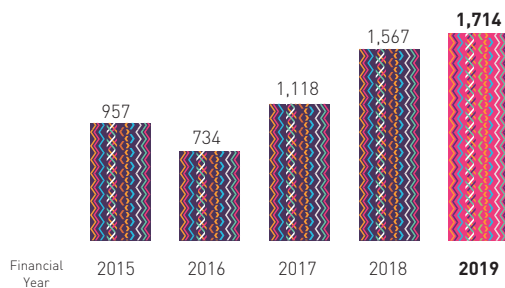
7.6% CAGR



Net Profit Attributable to Shareholders

(HK\$ million)

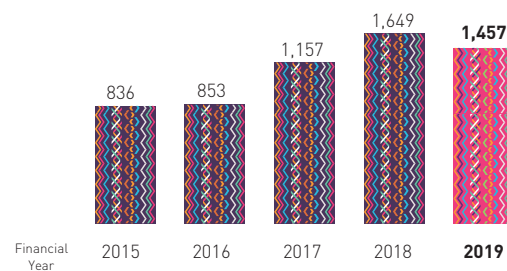
15.7% CAGR



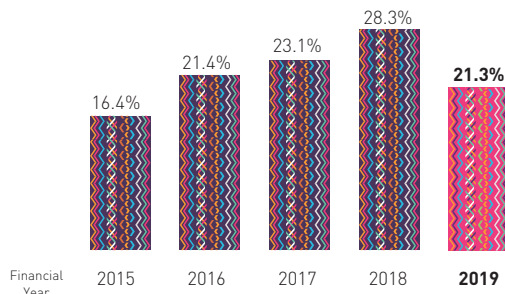
Adjusted Cash Profit⁽¹⁾

(HK\$ million)

14.9% CAGR



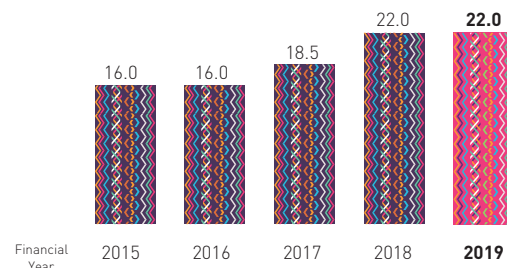
Adjusted Cash Profit⁽¹⁾ Margin



Total Dividend

(HK cents)

8.3% CAGR



Note:

- (1) Adjusted cash profit is calculated by adding depreciation and amortisation charges to, and subtracting post-tax fair value gain in investment properties and gain on bargain purchase of TWC from, net profit attributable to shareholders of the Company. The amounts are adjusted for minority interests.