

STATEMENT OF PROFIT OR LOSS HIGHLIGHTS

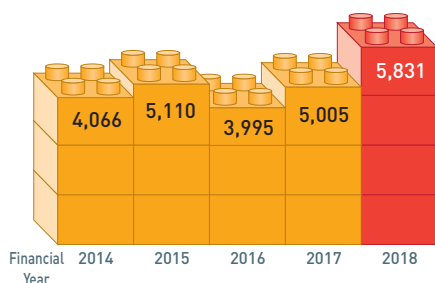
For the financial year ended 31 March

	2014	2015	2016	2017	2018	CAGR
Revenue (HK\$m)	4,066	5,110	3,995	5,005	5,831	9.4%
Gross profit (HK\$m)	1,553	1,946	1,706	1,990	2,634	14.1%
Net profit attributable to shareholders (HK\$m)	914	957	734	1,118	1,567	14.4%
Adjusted cash profit ⁽¹⁾ (HK\$m)	890	836	853	1,157	1,643	16.6%
Adjusted cash profit ⁽¹⁾ margin	21.9%	16.4%	21.4%	23.1%	28.2%	n/a
Total dividend (HK cents)	15.0	16.0	16.0	18.5	22.0	10.0%

Revenue

(HK\$m)

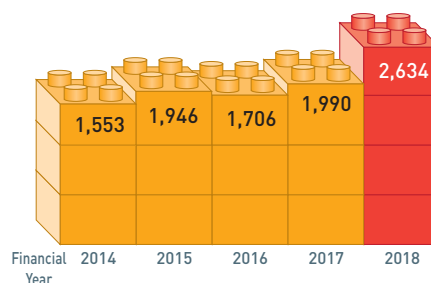
9.4% CAGR



Gross profit

(HK\$m)

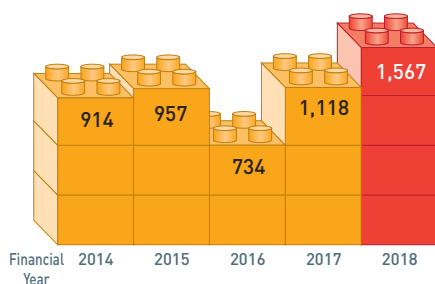
14.1% CAGR



Net Profit Attributable to Shareholders

(HK\$m)

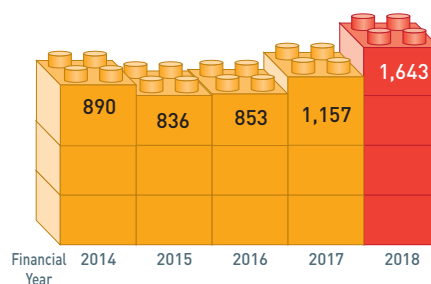
14.4% CAGR



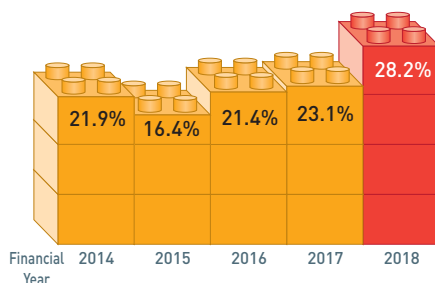
Adjusted Cash Profit⁽¹⁾

(HK\$m)

16.6% CAGR



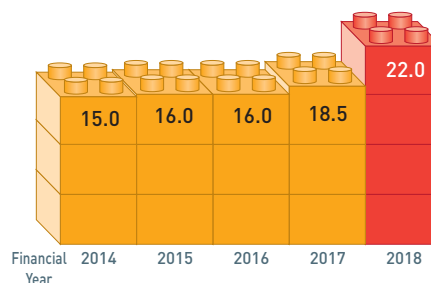
Adjusted Cash Profit⁽¹⁾ Margin



Total Dividend

(HK cents)

10.0% CAGR



Note

(1) Adjusted cash profit is calculated by adding depreciation and amortisation charges to, and subtracting fair value gain in investment properties from net profit attributable to shareholders. The amount is adjusted for minority interests.