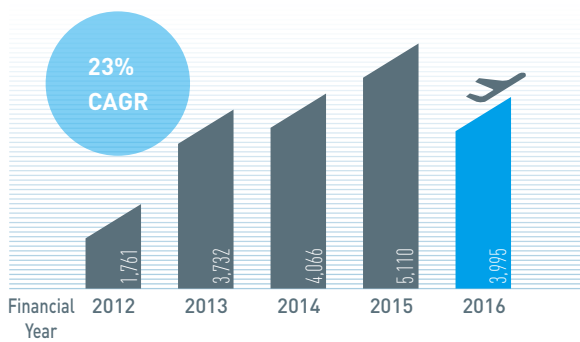


INCOME STATEMENT HIGHLIGHTS

	For the year ended 31 March					CAGR
	2012	2013	2014	2015	2016	
Revenue (HK\$m)	1,761	3,732	4,066	5,110	3,995	23%
Net profit attributable to Shareholders (HK\$m)	448	903	914	957	734	13%
Basic EPS (HK cents)	23	50	51	51	37	13%
Total dividend (HK cents)	6	13	15	16	16	28%

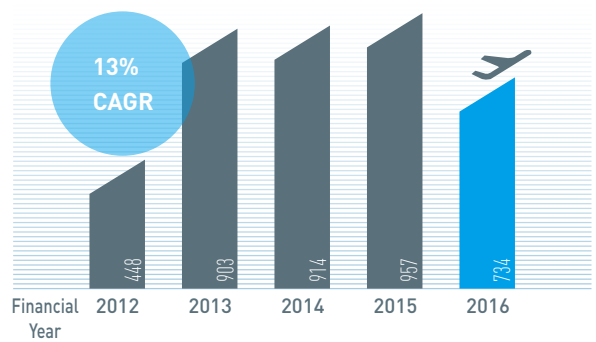
Revenue

(HK\$m)



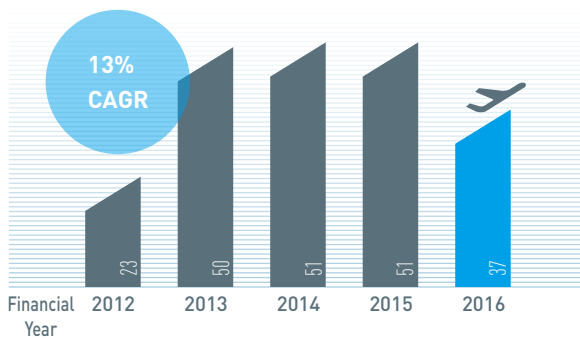
Net Profit Attributable to Shareholders

(HK\$m)



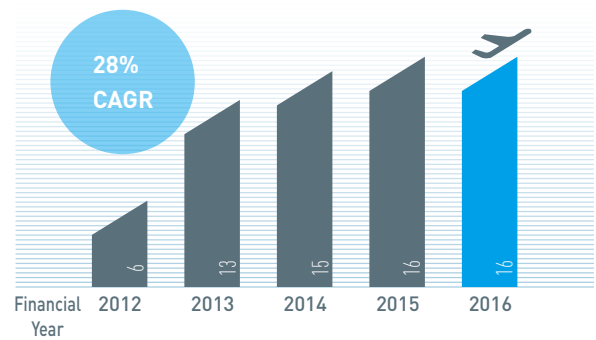
Basic EPS

(HK cents)



Total Dividend

(HK cents)



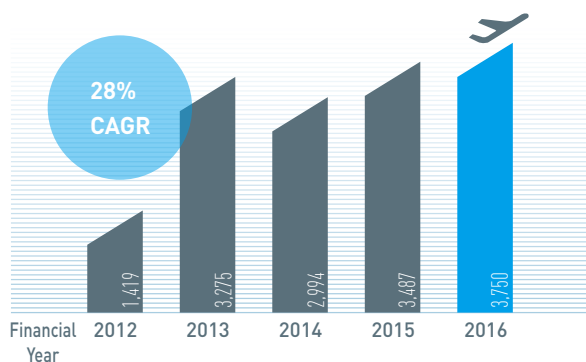


STATEMENT OF FINANCIAL POSITION HIGHLIGHTS

	As at 31 March					CAGR
	2012	2013	2014	2015	2016	
Cash balance and investment securities (HK\$m)	1,419	3,275	2,994	3,487	3,750	28%
Total assets (HK\$m)	16,393	19,418	21,986	22,216	26,160	12%
Net assets value attributable to Shareholders (HK\$m)	7,452	8,013	8,750	9,144	10,140	8%
Adjusted net assets value attributable to Shareholders* (HK\$m)	13,117	14,942	16,864	17,263	20,872	12%

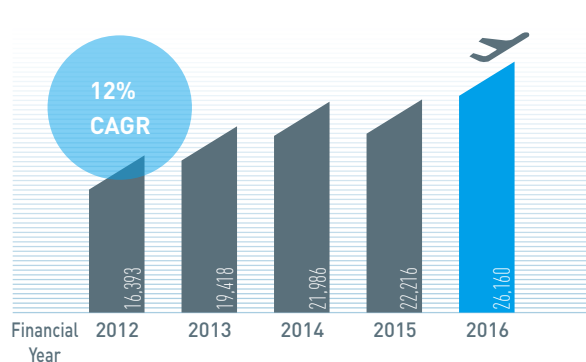
Cash Balance and Investment Securities

(HK\$m)



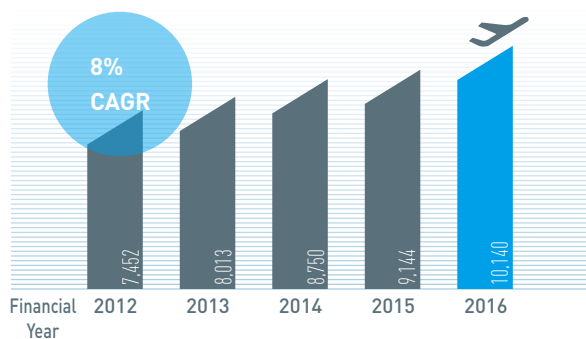
Total Assets

(HK\$m)



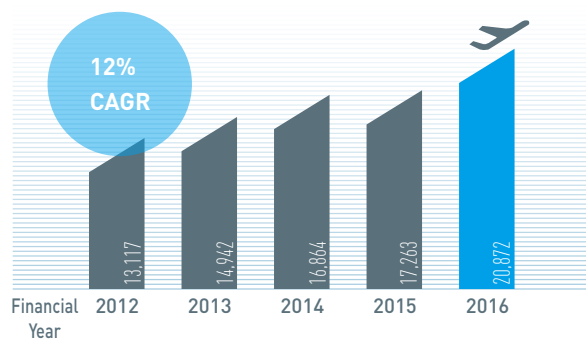
Net Assets Value Attributable to Shareholders

(HK\$m)



Adjusted Net Assets Value Attributable to Shareholders*

(HK\$m)



* Adjusting for hotel revaluation surplus